

*affected
Inv# 490, 491, 685, 751*

*750 #32
8/9/71*

HONDA

AMERICAN HONDA MOTOR CO., INC.

P.O. BOX 50-100 W. ALONDRA BLVD., GARDENA, CALIF. 90247

CABLE ADDRESS-AMEHON, GARDENA, CALIF. (213) 321-8680

August 13, 1971

Dear Honda Owner:

This notification is sent pursuant to provisions of the National Traffic and Motor Vehicle Safety Act.

Our records indicate that you are the owner of a Honda CB-750 motorcycle within frame serial number range CB750-1000001 through CB750-1044649 (pre-K1 model series).

Field reports have indicated some cases of drive chain breakage on certain CB-750 motorcycles within this model series due to high shock loads imposed on the chain during severe operating conditions. If drive chain breakage occurs, the motorcycle will experience a sudden loss of power which could be hazardous, especially in high speed expressway traffic. It is also possible for a broken drive chain to be driven against the engine crankcase with sufficient force to damage the crankcase and necessitate its replacement.

Improper or inadequate maintenance, and improper drive chain adjustment, cause rapid chain wear, decrease the ability of the chain to sustain these high loads, and increase the possibility of chain breakage. If your present drive chain shows signs of damage or is worn beyond the service limit described in the enclosed drive chain maintenance instructions, it should be replaced before the motorcycle is operated further.

American Honda Motor Co., Inc. has initiated a recall campaign to modify the drive system of your CB-750 in order to reduce drive chain shock loading and to extend drive chain service life. The following parts are available through authorized Honda motorcycle dealers and will be installed on your CB-750 at no charge:

Modified Rear Wheel Dampers - for CB-750 motorcycles with frame numbers
CB750-1000001 through CB750-1044649.

Modified Clutch Springs ----- for CB-750 motorcycles with engine numbers
CB750E-1000001 through CB750E-1042805.

17 Tooth Drive Sprocket----- for CB-750 motorcycles with engine numbers
CB750E-1000001 through CB750E-1044805.

Drive chain modification or replacement will be made free of charge under the following circumstances:

- (1) Any excessively worn chain will be replaced, regardless of make.
- (2) A riveted master link will be installed if the chain is a Daido 50HD, Daido 50HD S, or Whitney-Honda (except those designated Whitney 625), unless the chain is already so equipped.
- (3) Any other make (including the Whitney 625) will be replaced regardless of wear.

In the event that drive chain replacement is required, only one such replacement will be provided under this recall campaign without charge. Drive chain is a consumable component, and the cost of any subsequent drive chain replacement must be borne by the owner.

In the further interest of extending drive chain service life, we enclose drive chain maintenance instructions. These instructions supersede the information contained in the CB-750 Owner's Manual, pages 57 through 60. Please read the new instructions carefully; they must be followed in order to obtain satisfactory service from your drive chain.

Please contact your selling dealer without delay to make a service appointment. The modifications can be easily accomplished within a few hours of actual working time. If you are unable to return to your selling dealer, you may have this service performed by any authorized Honda motorcycle dealer within the United States, Puerto Rico, or the Virgin Islands. There will be no charge to you for modifications performed under this recall campaign.

Bring the enclosed card to your Honda dealer when you bring your motorcycle in for modification. This card serves to identify your motorcycle in our records and will aid us in conducting the recall campaign.

If you no longer own the motorcycle described on the enclosed card, fill in the name and address of the present owner, or applicable disposition of the motorcycle, and return the card to American Honda Motor Co., Inc. This will enable us to contact subsequent owners regarding the recall campaign. The card is self-addressed and requires no postage.

We appreciate your cooperation.

Sincerely,

AMERICAN HONDA MOTOR CO., INC.
Motorcycle Service Department

HONDA



750 #32
8/9/71

SERVICE BULLETIN

AMERICAN HONDA MOTOR CO., INC. MOTORCYCLE SERVICE DEPARTMENT

CB-750 RECALL FOR DRIVE SYSTEM MODIFICATION

In accordance with the National Traffic and Motor Vehicle Safety Act, a factory recall campaign has been initiated to install modified drive components in CB-750 motorcycles within frame serial number range CB750-1000001 through CB750-1044649 (pre-K1 model series).

Field reports have indicated some cases of drive chain breakage on certain CB-750 motorcycles within this model series due to high shock loads imposed on the chain during severe operating conditions. If drive chain breakage occurs, the motorcycle will experience a sudden loss of power which could be hazardous, especially in high speed expressway traffic. It is also possible for a broken chain to be driven against the engine crankcase with sufficient force to damage the crankcase and necessitate its replacement.

Improper or inadequate maintenance, and improper drive chain adjustment, cause rapid chain wear, decrease the ability of the chain to sustain these loads and increase the possibility of chain breakage. Drive chain which shows signs of damage or is worn beyond the service limit described in this bulletin should be replaced before the motorcycle is operated further.

OWNER NOTIFICATION:

Each owner of an affected CB-750 motorcycle whose warranty is registered with American Honda will be sent a certified letter informing him of the recall campaign and requesting him to contact his Honda motorcycle dealer to make a service appointment to have the modified parts installed.

In the further interest of extending drive chain service life, drive chain maintenance instructions will be enclosed in each recall letter. These instructions supersede the information contained in the CB-750 Owner's Manual, pages 57 through 60. A copy of the new drive chain maintenance instructions is enclosed for your reference.

The owner is encouraged to return to his selling dealer. However, all authorized Honda motorcycle dealers are required to perform parts installation under this recall campaign at the request of any owner of a CB-750 motorcycle within the affected serial number range.

Owners notified by certified letter from American Honda will receive a Dealer Reimbursement Card which they are instructed to bring to the Honda dealer where modification is to be performed. This card will be used by the repairing dealer to claim warranty reimbursement from American Honda (see section of this bulletin entitled "WARRANTY REIMBURSEMENT").

ROUTING:

COPY 1
COPY 2

☐ GENERAL MANAGER
☐ SERVICE MANAGER

☐ SALES DEPT
☐ MECHANICS

☐ OFFICE FILE
☐ SHOP FILE

If the owner has lost his card, or has never received a card (not registered for warranty, second owner, etc.) the repairing dealer will submit the standard Warranty Claim Form W.O.2 in place of the Dealer Reimbursement Card.

All CB-750 motorcycles within the affected serial number range must have the modified parts installed, regardless of ownership, age, mileage, or original selling dealer. If any customer of your dealership owns a CB-750 motorcycle within the affected serial number range, and has not received notification of this recall campaign, it is your duty to bring this matter to his attention and request that he have the modified parts installed.

APPLICATION OF PARTS:

PARTS TO BE INSTALLED	APPLICABLE SERIAL NUMBER RANGE
* Modified Rear Wheel Dampers P/N 41242-300-020 (left) P/N 41241-300-040 (right)	<u>Frame</u> numbers CB750-1000001 through CB750-1044649
"O" Ring, 68 X 2.6mm P/N 91258-300-013	Rear hub "O" ring must be replaced when modified rear wheel dampers are installed.
Modified Clutch Springs P/N 22401-268-000	<u>Engine</u> numbers CB750E-1000001 through CB750E-1042805
17 Tooth Drive Sprocket P/N 23801-300-315	<u>Engine</u> numbers CB750E-1000001 through CB750E-1003527
17 Tooth Drive Sprocket P/N 23801-300-010	<u>Engine</u> numbers CB750E-1003528 through CB750E-1044805
** Master link for Riveted Drive Chain Installation P/N 40531-300-750 for Daido 50 HD chain P/N 40531-300-751 for Daido 50 HD S chain P/N 40531-300-315 for Whitney-Honda chain	<u>Frame</u> numbers CB750-1000001 through CB750-1044649 Drive chain modification or replacement will be made <u>free of charge</u> under the conditions stated on page 3.

Installation of 17 tooth drive sprocket requires replacement of final shaft plug lock washer:

Lock Washer, 12mm P/N 90433-300-000	<u>Engine</u> numbers CB750E-1000001 through CB750E-1026143
Lock Washer, 14mm P/N 90433-300-010	<u>Engine</u> numbers CB750E-1026144 and subsequent

Installation of modified clutch springs requires replacement of clutch cover gasket:




Clutch Cover Gasket P/N 11396-300-040	<u>Engine</u> numbers CB750E-1000001 through CB750E-1007414
Clutch Cover Gasket P/N 11396-300-303	<u>Engine</u> numbers CB750E-1007415 and subsequent

APPLICATION OF PARTS (continued)

*Modified rear wheel dampers to be installed under the present recall campaign are of improved design which supersedes the rear wheel dampers installed in the previous recall campaign of 3/16/70 (Service Bulletin 750 #15). Rear wheel dampers installed during the previous recall campaign must be again replaced.

**Riveted master link or replacement drive chain will be installed at no charge, subject to the following conditions.




CHAIN WHICH MAY BE REINSTALLED AFTER INSPECTION:

If motorcycle is equipped with Daido 50 HD ,
Daido 50 HD S , or Whitney-Honda motorcycle drive chain ,
remove drive chain and inspect (see MODIFICATION PROCEDURE, Step 7). If chain is in good condition, reinstall with the appropriate new master link for riveted installation.

CHAIN MUST BE REPLACED IF DAMAGED OR WORN:

If inspection indicates that the chain is damaged or worn beyond service limits, replace the chain with either Daido 50 HD S (P/N 40530-300-503) or Whitney-Honda motorcycle drive chain (P/N 40530-300-315). These drive chains are manufactured specifically for the Honda CB-750 and are furnished with a master link for riveted installation. Other makes of drive chain are not recommended for use on the CB-750. New types of drive chain are continually being developed and tested. If American Honda should adopt other types of drive chain in the future, all dealers will be notified.

CHAIN WHICH MUST BE REPLACED REGARDLESS OF WEAR:

If motorcycle is equipped with any make of drive chain other than Daido 50 HD, Daido HD S, or Whitney-Honda, or if motorcycle is equipped with the old style Whitney drive chain (side plates marked "625" ) , replace the chain regardless of condition. Install Daido 50 HD S  (P/N 40530-300-503) or Whitney-Honda motorcycle drive chain  (P/N 40530-300-315). Use master link for riveted installation.

NOTE: In the event that drive chain replacement is required, only one such replacement per affected motorcycle will be provided without charge under this recall campaign. Drive chain is a consumable component, and the cost of any subsequent drive chain replacement must be borne by the owner.

DRIVE CHAIN AND MASTER LINK SELECTION

Master links for Daido 50 HD, Daido 50 HD S, and Whitney-Honda motorcycle drive chains are not interchangeable. Be certain to select the master link which correctly matches the drive chain, or damage will result.

DAIDO 50 HD DRIVE CHAIN,
SUPPLIED WITH CLIP TYPE
MASTER LINK.



SUPERSEDED BY DAIDO 50 HD S
AND WHITNEY-HONDA DRIVE CHAIN

DAIDO MASTER LINK FOR
RIVETED INSTALLATION
OF DAIDO 50 HD CHAIN.



PART NUMBER
40531-300-750



DAIDO 50 HD S DRIVE CHAIN,
INCLUDES MASTER LINK FOR
RIVETED INSTALLATION.



PART NUMBER
40530-300-503

DAIDO MASTER LINK FOR
RIVETED INSTALLATION
OF DAIDO 50 HD S CHAIN.



PART NUMBER
40531-300-751



WHITNEY-HONDA DRIVE CHAIN,
INCLUDES MASTER LINK FOR
RIVETED INSTALLATION.

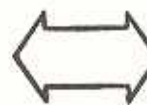


PART NUMBER
40530-300-315

DAIDO MASTER LINK FOR
RIVETED INSTALLATION
OF WHITNEY-HONDA CHAIN.



PART NUMBER
40531-300-315



NOTE: Whitney drive chain is manufactured to various specifications depending upon the intended application. Certain Whitney industrial chains are not recommended for use on the Honda CB-750.

An early type of Whitney-Honda motorcycle drive chain was marked



on the side plates. The latest Whitney-Honda motorcycle drive chain, P/N40530-

300-315, no longer bears the "625" mark. Side plates are marked



and roller pin ends appear smooth and circular rather than swaged at four points.

To avoid identification errors in Whitney chain selection, use only the Whitney-Honda motorcycle drive chain supplied by American Honda Motor Co., Inc.

MODIFICATION PROCEDURE

Rear Hub Damper, Sprocket, and Drive Chain Installation:




1. Remove drive chain.
2. Remove rear wheel from motorcycle.
3. Remove rear wheel flange.
4. Remove old hub dampers, and install new hub dampers (P/N 41242-300-020 and 41242-300-040).

Note the position of the four dampers marked "R" and the four dampers marked "L" in the rear wheel hub.

Install new left and right dampers in same position as old dampers. Be sure the tips of the dampers are secured in the holes of the wheel hub.

Remove used rear hub "O" ring and install a new one (P/N 91258-300-013).

5. Reinstall rear wheel on motorcycle.
6. Remove the left rear crankcase cover for access to the drive sprocket. Remove the final drive shaft plug and lock washer, then remove the 16 tooth drive sprocket. Install 17 tooth drive sprocket. Reinstall final drive shaft plug, using a new lock washer.
7. Check drive chain.

Replace any drive chain not marked , , or  regardless of the condition of the used chain. This authorization to replace extends even to makes of used drive chain not supplied by American Honda.

Replace any of the three types of drive chain indicated above only if any of the following conditions exist (if chain is excessively dirty, clean with solvent before checking):

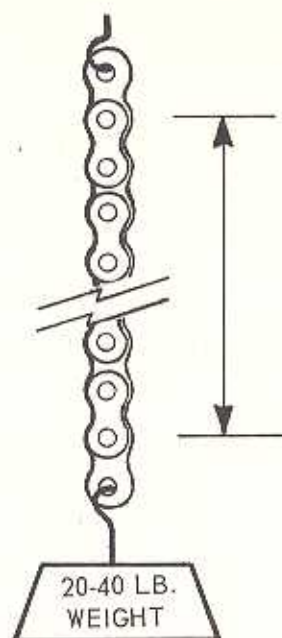
- Damaged rollers.
- Loose pins.
- Binding links which cannot be freed.
- Overall length of chain exceeds service limits.

Straighten any stiff joints. Then measure chain length while chain is hung with a 20 to 40 lb. weight attached to the lower end. This procedure will ensure that the chain is fully extended when measured.

DRIVE CHAIN USED WITH CB-750, FRAME NUMBERS
CB750-1000001 THROUGH CB750-1044649:

97 LINKS (96 PINS) WITH MASTER LINK REMOVED.

SERVICE LIMIT 60 9/16", MEASURED FROM FIRST
PIN TO LAST PIN.



MODIFICATION PROCEDURE (continued)

8. Install drive chain.

Used drive chain taken from the motorcycle may be lubricated and reinstalled only if it is one of the three types described in Step 7 and is in good condition.

If replacing the drive chain, install either Daido 50 HD S (P/N 40530-300-503) or Whitney-Honda motorcycle drive chain (P/N 40530-300-315). These chains are manufactured in 100 link lengths (99 pitches of chain plus master link) for use on CB-750 K1 motorcycles equipped with the 18/48 tooth sprocket combination. When installing these chains on pre-K1 models fitted with the 17/45 tooth sprocket combination, remove a link to shorten the chain.

NOTE: When removing link from chain, grind off roller pin heads flush with side plate before using tool to press out pins. This procedure will reduce pressure required to press out roller pins and will help to prevent damage to the tool.

9. Install riveted master link (refer to Service Bulletin SL #85 and supplement). Clip type master links are not recommended for use on the Honda CB-750.
10. Adjust drive chain slack (refer to enclosed drive chain maintenance instructions).
11. Reinstall left rear crankcase cover.

Clutch Spring Replacement:

1. Remove clutch cover and clutch lifter plate.
2. Remove old clutch springs, and install new clutch springs (P/N 22401-268-000).
3. Reassemble and adjust.

IDENTIFICATION

After all applicable parts have been installed, the modified CB-750 must be identified by making three center punch marks ahead of the engine serial number, as illustrated.



PARTS INFORMATION

The following parts are used to perform the modifications described in this bulletin:

<u>H/C</u>	<u>Part Number</u>	<u>Description</u>	<u>Dealer Net</u>
23653	41242-300-020	Rear Wheel Damper, left (4 reqd.)	\$ 0.67 ea.
23652	41241-300-040	Rear Wheel Damper, right (4 reqd.)	0.67 ea.
19134	91258-300-013	"O" Ring, 68 X 2.6mm	0.19
26460	23801-300-315	17 Tooth Drive Sprocket (E# 1000001 thru 1003527)	3.57
25655	23801-300-010	17 Tooth Drive Sprocket (E# 1003528 thru 1044805)	3.57
19308	90433-300-000	Lock Washer, final drive shaft plug, 12mm (E# 1000001 thru 1026143)	0.09 <i>in stock</i>
23604	90433-300-010	Lock Washer, final drive shaft plug, 14mm (E# 1026144 and subseq.)	0.08
24026	40530-300-315	Drive Chain, Whitney-Honda, includes master link for riveting	12.72 <i>in stock</i>
24080	40531-300-315	Master Link for riveting Whitney-Honda drive chain	0.54
23650	40530-300-503	Drive Chain, Daido 50 HD S, includes master link for riveting	12.92
25091	40531-300-751	Master Link for riveting Daido 50 HD S drive chain	0.54
23651	40531-300-750	Master Link for riveting Daido 50 HD drive chain	0.54

PARTS INFORMATION (continued)

10049	22401-268-000	Clutch Springs (4 reqd.)	0.15 ea.
18954	11396-300-040	Clutch Cover Gasket (E# 1000001 thru 1007414)	0.32
22911	11396-300-303	Clutch Cover Gasket (E# 1007415 and subsequent)	0.32

American Honda Parts Department has instituted the following procedure to expedite prompt distribution of the parts required for this recall campaign:

1. A quantity of the parts listed above will be automatically sent to most dealers. Quantities sent will be determined by number of CB-750 units sold.
2. Dealers will be billed for parts automatically sent but will be given the opportunity to return any excess parts not used during this recall campaign.
3. A special form will be distributed to dealers in the near future to facilitate ordering additional quantities of parts or returning excess parts.

WARRANTY INFORMATION

Modifications described in this bulletin are to be performed at no charge to the customer, regardless of the age, mileage, or ownership of the motorcycle.

Upon completion of the applicable modifications, fill in the required information on the Dealer Reimbursement Card for the motorcycle involved. If the card is lost or not received, fill out a standard Warranty Claim Form W.O.2. Submit Dealer Reimbursement Cards, or Warranty Claim Forms, to Motorcycle Warranty Section, American Honda Motor Co., Inc.

WARRANTY INFORMATION (continued)

THE REIMBURSEMENT SCHEDULE IS AS FOLLOWS:

- Flat Rate Code 308: Replace Rear Wheel Dampers.
(F# 1000001 through 1044649)
.4 hours labor. \$5.55 parts, plus 20% handling.
- Flat Rate Code 309: Replace Clutch Springs.
(E# 1000001 through 1042805)
.5 hours labor. \$0.92 parts, plus 20% handling.
- Flat Rate Code 310: Replace Drive Sprocket.
(E# 1000001 through 1044805)
.5 hours labor. \$3.66 parts, plus 20% handling.
- Flat Rate Code 311: Replace Master Link.
(F# 1000001 through 1044649)
or
.2 hours labor. \$0.54 parts, plus 20% handling.
- Flat Rate Code 312: Replace Drive Chain.
(F# 1000001 through 1044649)
.3 hours labor. \$12.92 parts, plus 20% handling.



SERVICE BULLETIN

AMERICAN HONDA MOTOR CO., INC. MOTORCYCLE SERVICE DEPARTMENT

750 #32
SUPPLEMENT #2
9/7/72

98 LINK REPLACEMENT DRIVE CHAIN

When replacement drive chain is needed for pre-K1 CB-750 motorcycles, it is no longer necessary to order 100 link chain and shorten to 98 links.

Daido 50 HD S drive chain, with master link for riveted installation, is available from our Parts Department in a 98 link length.

H/C	PART NUMBER	DESCRIPTION	DEALER NET
25479	40530-323-305	Chain Drive, 98 Link, Daido 50 HD S, includes master link for riveting	\$12.92

AMERICAN HONDA MOTOR CO., INC.
MOTORCYCLE SERVICE DEPARTMENT

ROUTING:

COPY 1
COPY 2

☐ GENERAL MANAGER
☐ SERVICE MANAGER

☐ SALES DEPT
☐ MECHANICS

☐ OFFICE FILE
☐ SHOP FILE



SERVICE BULLETIN

AMERICAN HONDA MOTOR CO., INC. MOTORCYCLE SERVICE DEPARTMENT

750 #32
8/9/71

CB-750 RECALL FOR DRIVE SYSTEM MODIFICATION

APPLICATION OF PARTS:

PARTS TO BE INSTALLED	APPLICABLE SERIAL NUMBER RANGE
* Modified Rear Wheel Dampers P/N 41242-300-020 (left) P/N 41241-300-040 (right).	<u>Frame</u> numbers CB750-1000001 through CB750-1044649
"O" Ring, 68 X 2.6mm P/N 91258-300-013	Rear hub "O" ring must be replaced when modified rear wheel dampers are installed.
Modified Clutch Springs P/N 22401-268-000	<u>Engine</u> numbers CB750E-1000001 through CB750E-1042805
17 Tooth Drive Sprocket P/N 23801-300-315	<u>Engine</u> numbers CB750E-1000001 through CB750E-1003527
17 Tooth Drive Sprocket P/N 23801-300-010	<u>Engine</u> numbers CB750E-1003528 through CB750E-1044805
** Master link for Riveted Drive Chain Installation P/N 40531-300-750 for Daido 50 HD chain P/N 40531-300-751 for Daido 50 HD S chain P/N 40531-300-315 for Whitney-Honda chain	<u>Frame</u> numbers CB750-1000001 through CB750-1044649 Drive chain modification or replace- ment will be made <u>free of charge</u> under the conditions stated on page 3.

Installation of 17 tooth drive sprocket requires replacement of final shaft plug lock washer:

Lock Washer, 12mm P/N 90433-300-000	<u>Engine</u> numbers CB750E-1000001 through CB750E-1026143
Lock Washer, 14mm P/N 90433-300-010	<u>Engine</u> numbers CB750E-1026144 and subsequent

Installation of modified clutch springs requires replacement of clutch cover gasket:

Clutch Cover Gasket P/N 11396-300-040	<u>Engine</u> numbers CB750E-1000001 through CB750E-1007414
Clutch Cover Gasket P/N 11396-300-303	<u>Engine</u> numbers CB750E-1007415 and subsequent

*Modified rear wheel dampers to be installed under the present recall campaign are of improved design which supersedes the rear wheel dampers installed in the previous recall campaign of 3/16/70 (Service Bulletin 750 #15). Rear wheel dampers installed during the previous recall campaign must be again replaced. (Refer to Service Bulletin 750 #32.)

**Riveted master link or replacement drive chain will be installed at no charge, subject to the following conditions. (Refer to Service Bulletin 750 #32.)

REFER TO SERVICE BULLETIN

750 # 32 DATED 8-9-71

REPRINT

REPRINT



AMERICAN HONDA MOTOR CO., INC.

P. O. BOX 50 • 100 W. ALONDRA BLVD.

GARDENA, CALIFORNIA 90247

AREA CODE 213 PHONE 321-8680

CONTROL NUMBER

DEALER _____ DEALER NO. _____

750

CITY _____ STATE _____ SHIP VIA _____

IMPORTANT: ITEMS NOT SHIPPED ON THIS ORDER WILL BE AUTOMATICALLY BACK ORDERED AND SHIPPED WHEN AVAILABLE.

CB-750 DRIVE SYSTEM RECALL PARTS ORDER

* PLEASE REFER TO SERVICE BULLETIN 750 #32, DATED AUGUST 9, 1971, FOR DETAILS. See reverse side for copy of Application Chart.

INSTRUCTIONS TO ORDER PARTS:

1. Fill in dealer name, dealer number, city and state.
2. Determine parts needed, then write quantities and signature on order form.
3. Mail to American Honda, Gardena, Attention: Parts Division.

ITEM	QUANTITY	HONDA CODE	PART NUMBER	DESCRIPTION	NO. REQ.
1		23653	41242-300-020	Damper, Left	4
2		23652	41241-300-040	Damper, Right	4
3		10049	22401-268-000	Spring, Clutch	4
4		25655 *	23801-300-010	Sprocket, Drive (17 Tooth)	1
5		26460	23801-300-315	Sprocket, Drive (17 Tooth)	1
6		19308 *	90433-300-000	Washer, Lock (12mm)	1
7		23604	90433-300-010	Washer, Lock (14mm)	1
8		24026	40530-300-315	Chain, Drive, 100 Link (Whitney)	1
9		24080	40531-300-315	Link, Master, Riveted (Whitney)	1
10		23650	40530-300-503	Chain, Drive, 100 Link (Daido 50 HDS)	1
11		25091	40531-300-751	Link, Master, Riveted (Daido 50 HDS)	1
12		23651	40531-300-750	Link, Master, Riveted (Daido 50 HD)	1
13		18954	11396-300-040	Gasket, Clutch Cover	1
14		22911	11396-300-303	Gasket, Clutch Cover	1
15		19134	91258-300-013	"O" Ring, Hub (68 x 2.6mm)	1

AUTHORIZED SIGNATURE _____

ALL ORDERS SUBJECT TO APPROVAL UPON RECEIPT AT AMERICAN HONDA MOTOR CO. INC., GARDENA, CALIF.



WEST 1